



Organizational Development Committee

Gregory Lippe, Public Member, President
 Debbie Veale, Licensee Member, Vice-President

a. Budget Update and Report

Prior Fiscal Year Reporting

Due to a transition to a new accounting system, FISCAL, final budget figures for FY 2018/19 and FY 2019/20 were not available until now.

FY 2018/19

Based on final reporting, the Board received \$26,724,600 in revenue originating from the following:

Revenue Sources Table: FY 2018/2019

Source	Amount	Percentage
Licensing	\$24,326,900	91%
Citation Fines	\$1,145,100	4%
Cost Recovery	\$1,046,300	4%
Interest	\$206,300	1%

Further, the Board expended \$24,662,500 in FY 2018/19. The largest expenditure categories are shown below. **Attachment 1** provides detailed expenditure data.

Expenditures Table: FY 2018/19

Source	Amount	Percentage
Personnel	\$15,920,700	65%
Enforcement	\$3,973,800	16%
Pro Rata	\$2,855,500	12%
Facilities Operations	\$497,300	2%

FY 2019/20

Based on final reporting, the Board received \$28,168,700 in revenue originating from the following:

Revenue Sources Table: FY 2019/2020

Source	Amount	Percentage
Licensing	\$25,082,500	89%
Cost Recovery	\$1,917,600*	7%
Citation Fines	\$942,100	3%
Interest	\$226,800	1%

*Denotes total includes a large one-time payment

Further, the Board expended \$28,155,600 in FY 2019/20. **Attachment 1** provides detailed expenditure data.

Expenditures Table: FY 2019/2020

Source	Amount	Percentage
Personnel	\$17,049,800	61%
Prorata	\$4,731,000	17%
Enforcement	\$4,452,000	16%
Facilities Operations	\$677,300	2%

Fiscal Year 2020/2021

The new Fiscal Year (FY) began July 1, 2020. The Board's spending authorization for the year is \$29,314,000, which is an 2% increase from the prior year.

As previously noted, there continues to be a delay in receiving budget information due to some challenges with the transition to the FISCAL accounting system. Based on current preliminary reports from August 2020, the Board has received \$4,605,500 in revenue originating from the following:

Revenue Sources Table: FY 2020/2021

Source	Amount	Percentage
Licensing	\$4,242,200	92%
Cost Recovery	\$238,600	5%
Citation Fines	\$124,400	3%
Interest	\$300	0%

Further, the Board estimates it has expended \$4,275,600 through August 2020. The largest expenditure categories are detailed below.

Expenditures Table: FY 2020/2021

Source	Amount	Percentage
Personnel	\$2,735,100	64%
Prorata	\$977,800	23%
Enforcement	\$436,800	10%
Facilities Operations	\$97,000	2%

Fund Condition

Below is a summary of the Analysis of Fund Condition prepared by the department with the available budget reports. The fund condition assumed an effective date of new fees as April 1, 2020, and reflects a \$2.4M loan to the general fund.

Fund Condition Table: FY 2020/2021

Fiscal Year	Fund Balance	Months in Reserve
2019/2020	\$8,889,000	3.4
2020/2021	\$7,774,000	2.9
2021/2022	\$8,894,000	3.3
2022/2023	\$9,231,000	3.3
2023/2024	\$8,602,000	3.0

Attachment 1 includes the Analysis of Fund Condition prepared by the department and detailed budget charts.

b. Board Member Attendance Information

Attachment 2 includes a summary of Board member attendance at committee and board meetings this fiscal year.

c. Personnel Update

The Board currently has 11 vacant positions detailed below.

- 3 Inspector positions
- 3 Licensing positions
- 3 Enforcement positions, including one Chief of Enforcement Position
- 2 Administration positions

d. Meeting Calendar for the Remainder 2020

Attachment 3 includes the schedule of meeting dates for the remainder of the calendar year. Given the fluidity of the current public health crisis, changes to the meeting dates may be necessary. Should that occur, information will be posted on the board's website and subscriber alerts released.

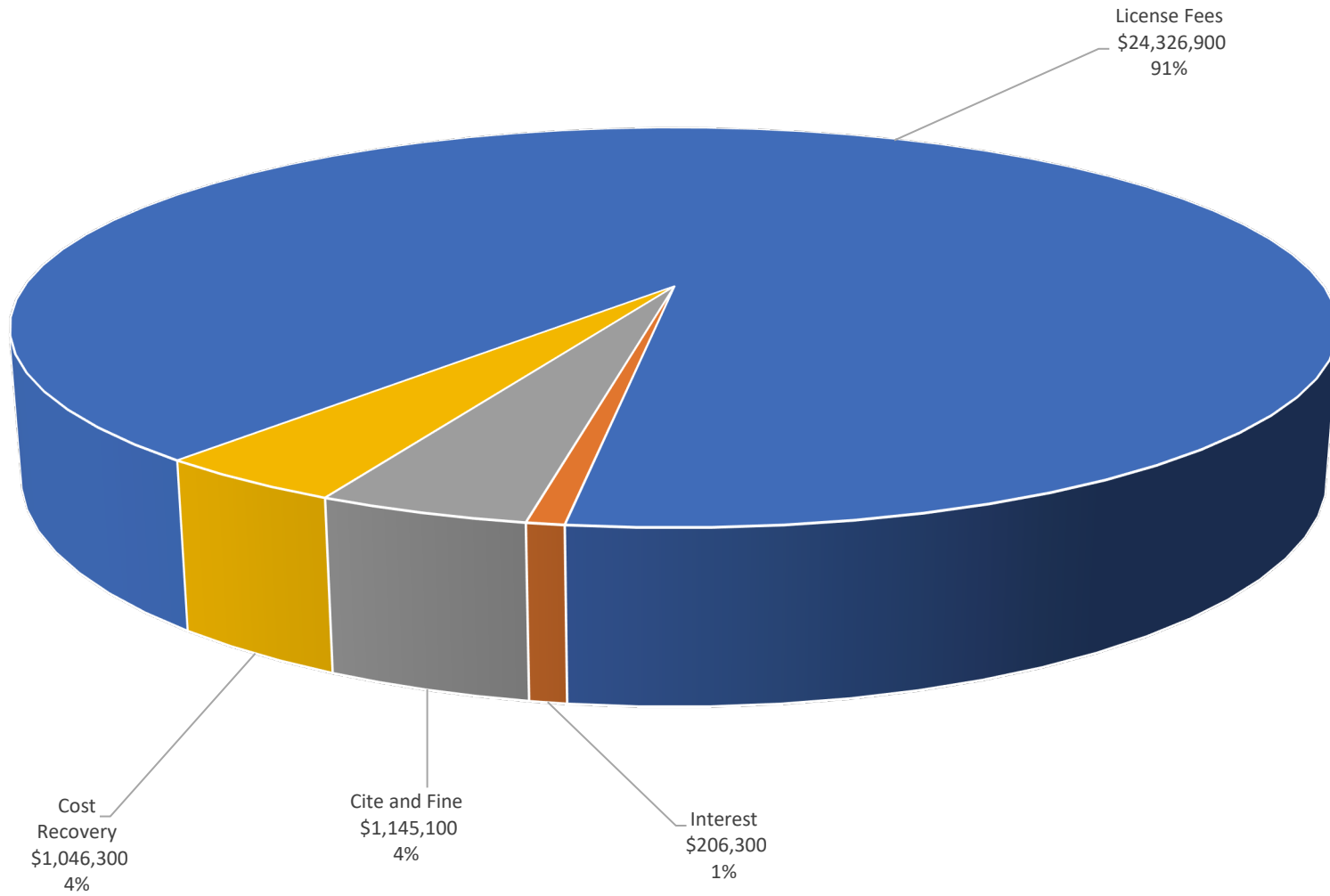
e. Proposed Meeting Calendar for 2021

Attached 4 includes the proposed meeting calendar for 2021.

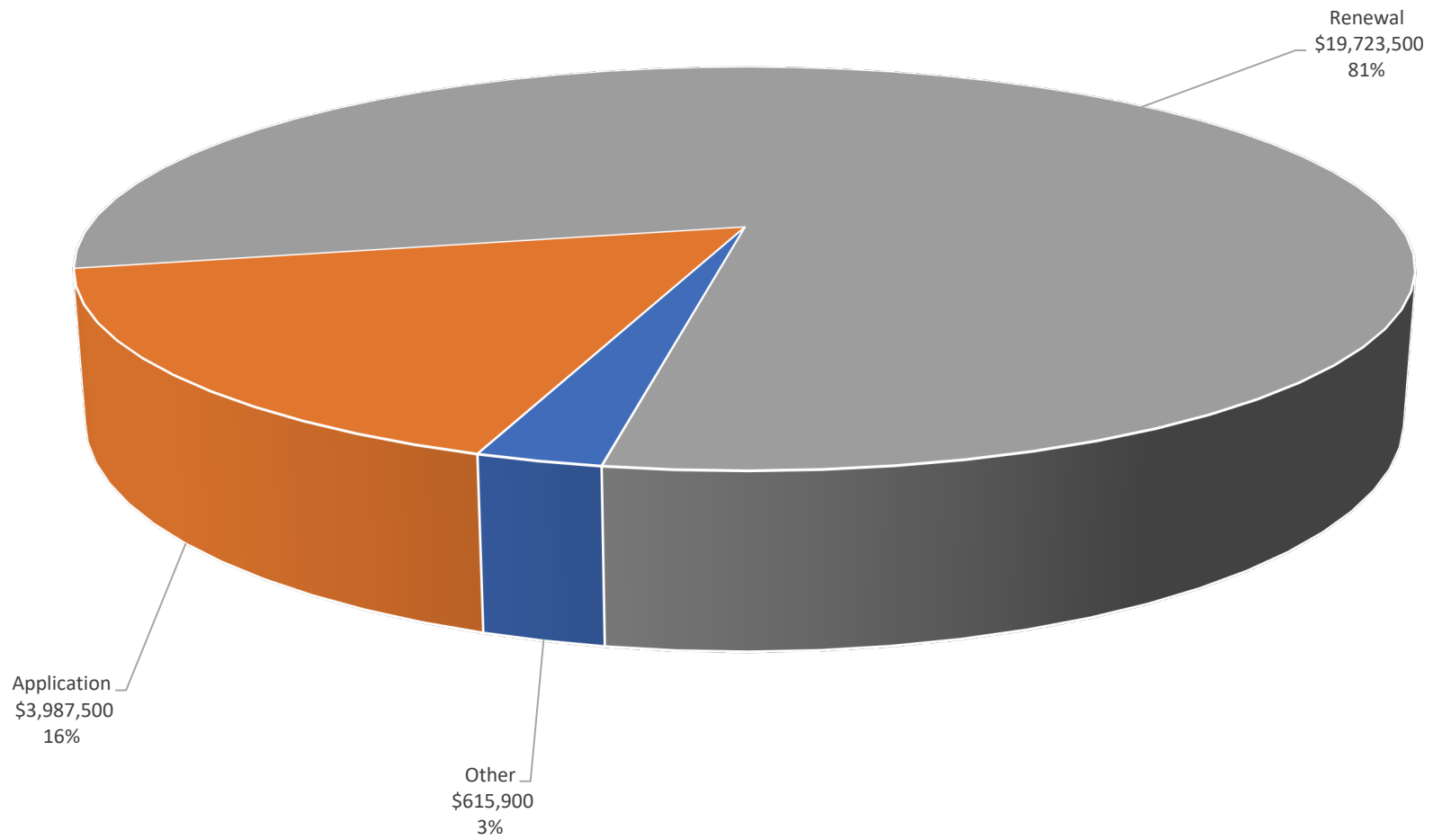
Attachment 1

Fiscal Year
2018/19

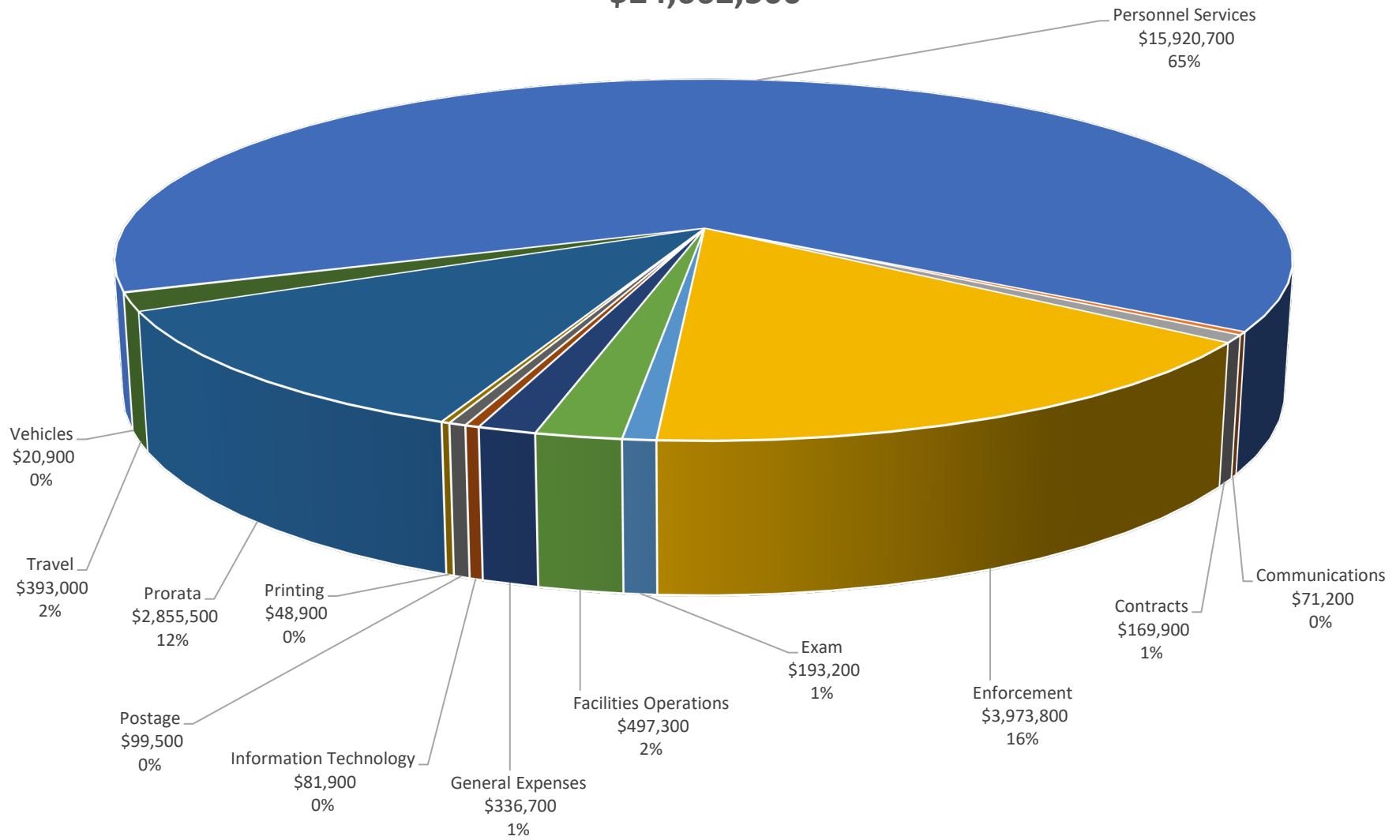
Origin of Revenue
FY 2018-2019
FM 13
\$26,724,600



Applications vs. Renewal
FY 2018-2019
FM 13
\$24,326,900

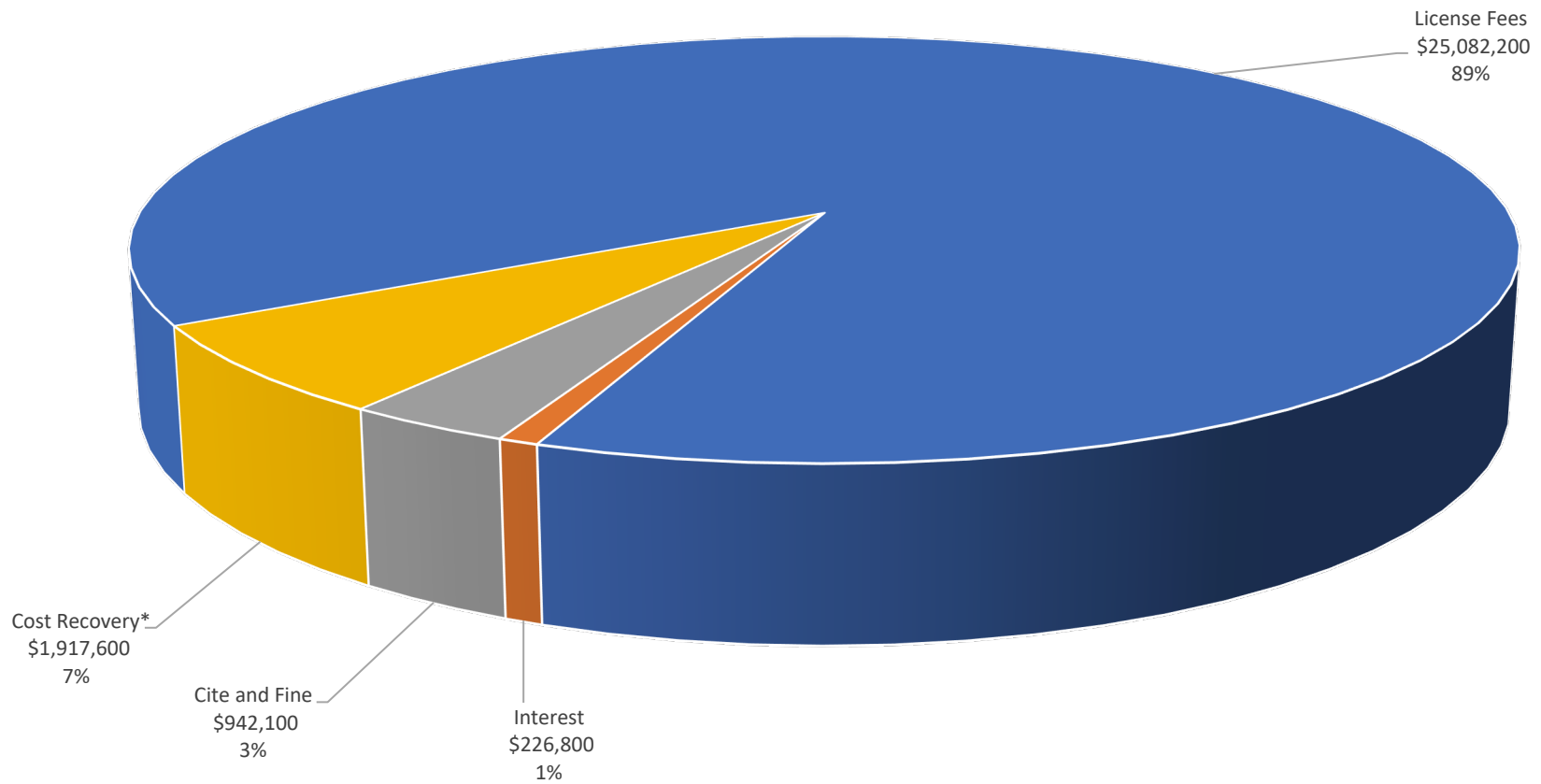


**Expenditures
FY 2018-19
FM 13
\$24,662,500**



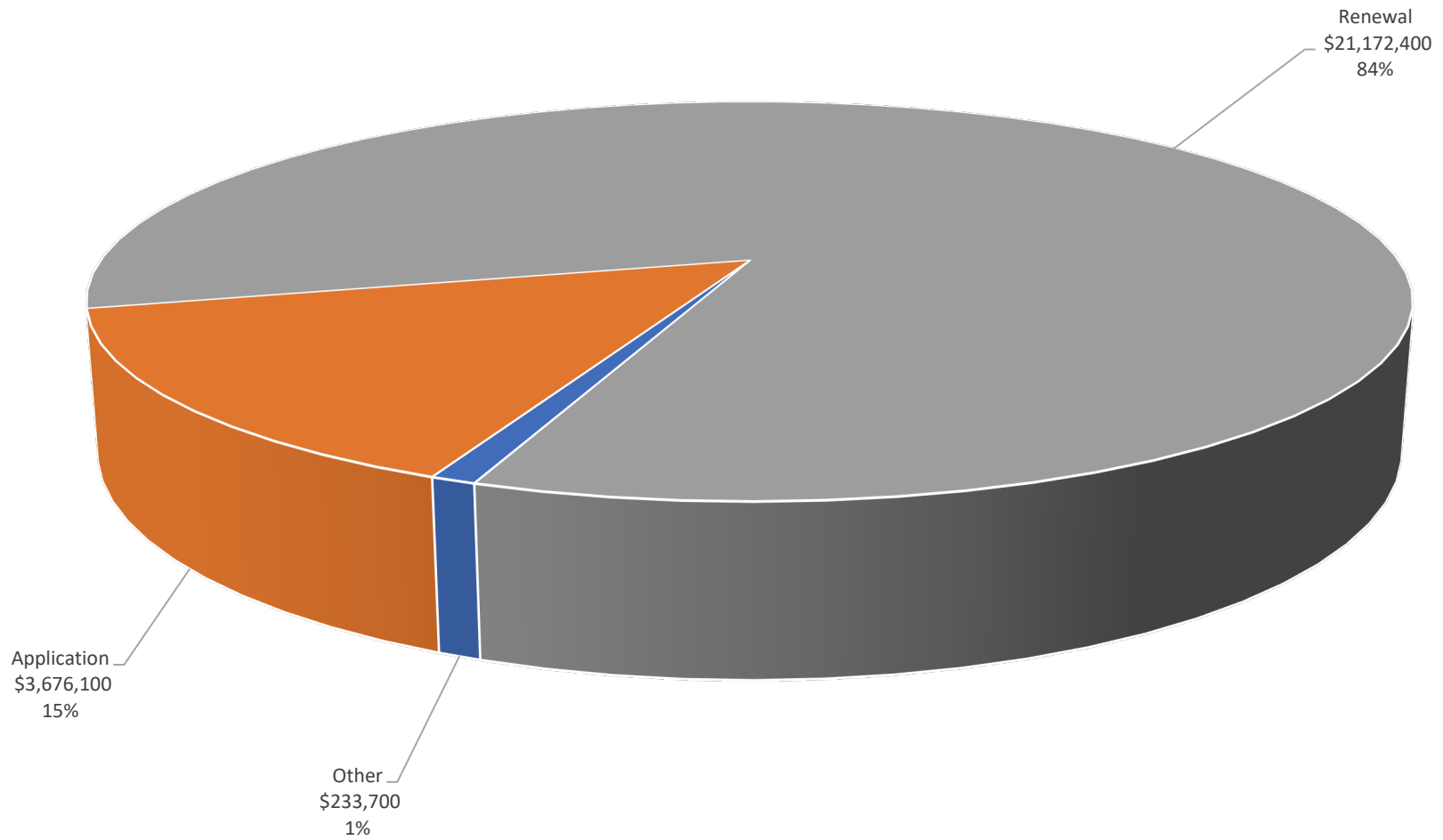
Fiscal Year 2019/20

Origin of Revenue
FY 2019-2020
FM 13
\$28,168,700

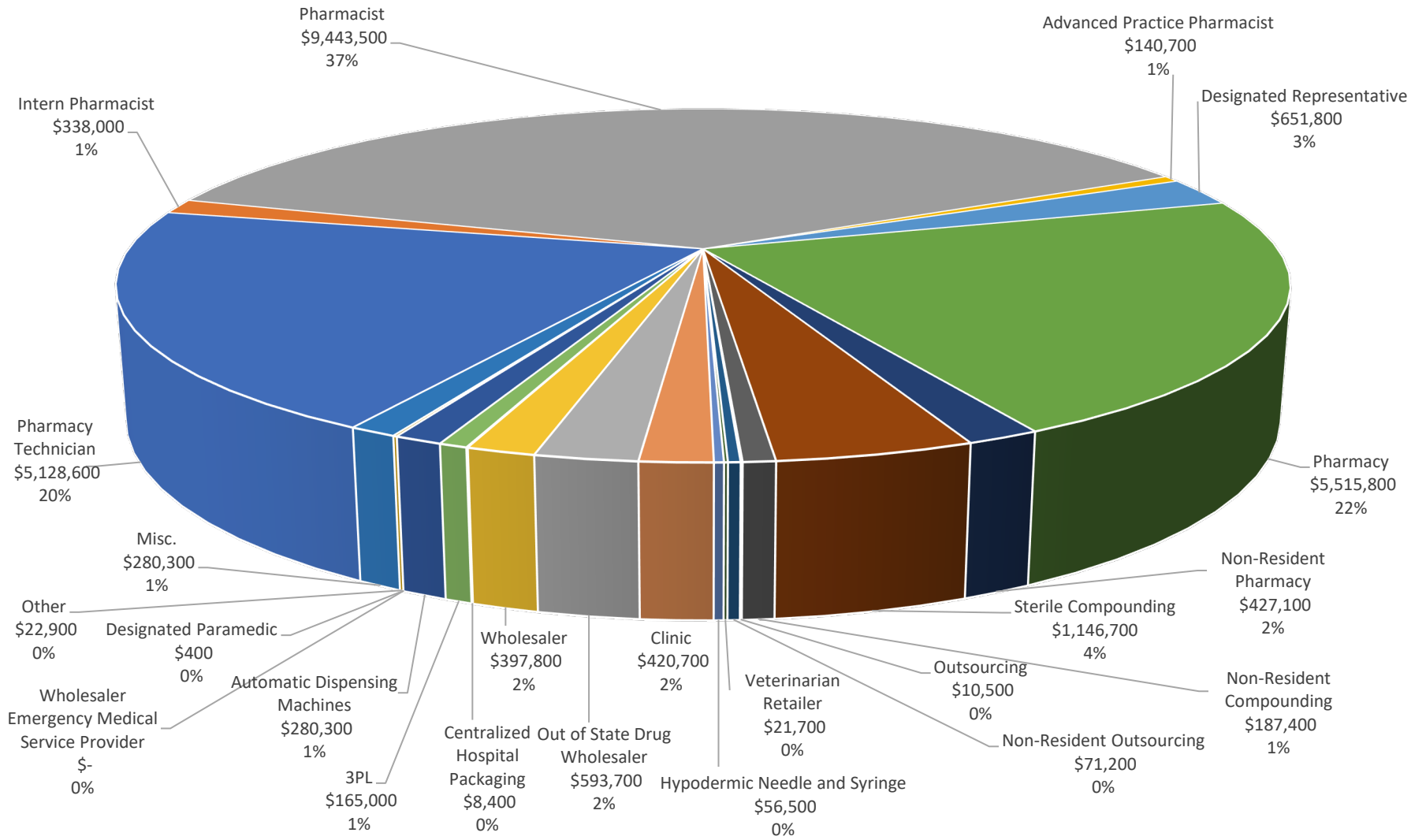


* Total includes a large one-time payment

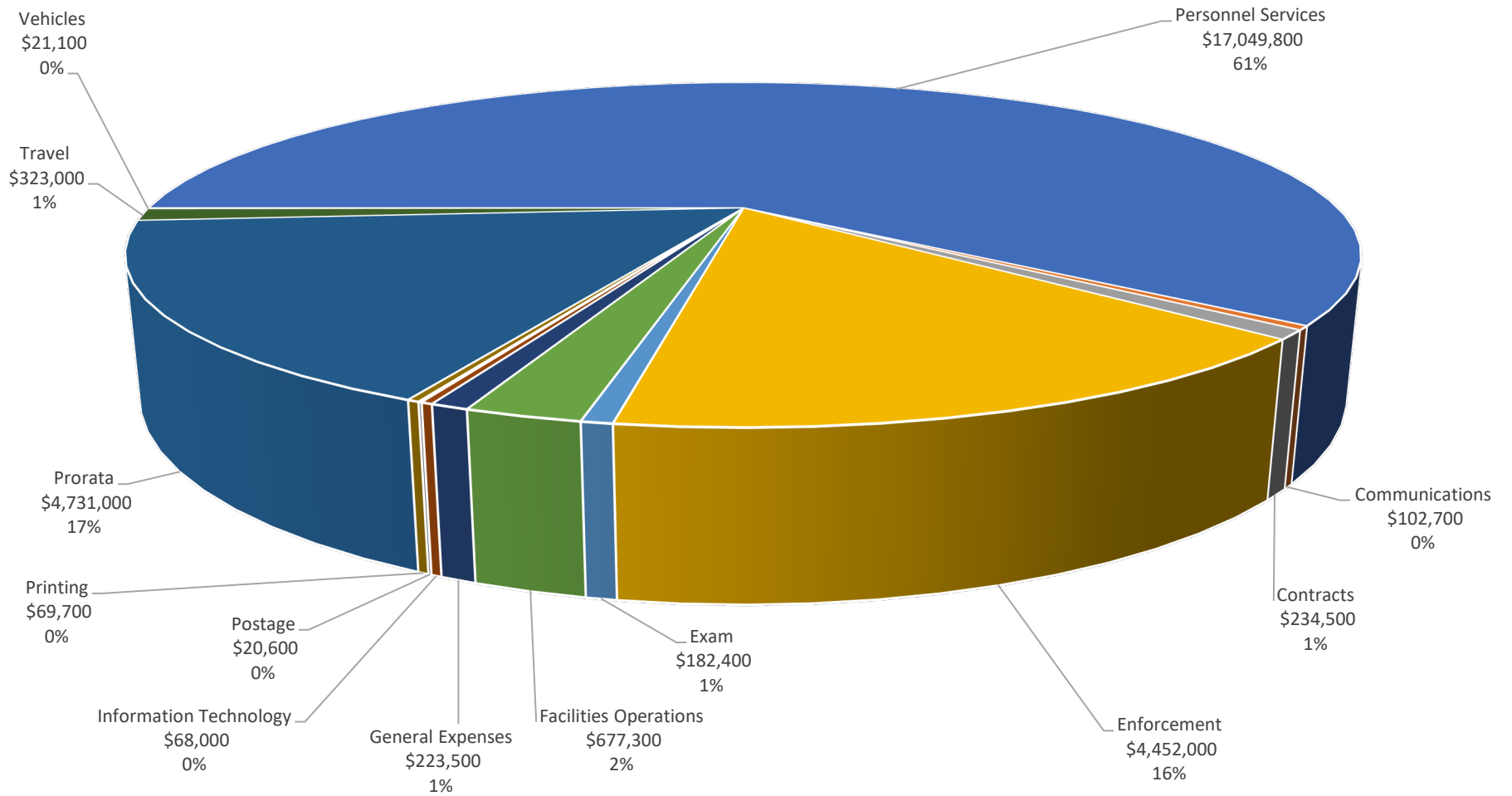
Applications vs. Renewal
FY 2019-2020
FM 13
\$25,082,200



Revenue by Program
 FY 2019-2020
 FM 13
 \$25,309,000



Expenditures
FY 19-20
FM 13
\$28,155,600



Fiscal Year
2020/21

0767 - Pharmacy Board Contingent Fund**Analysis of Fund Condition (Dollars in Thousands) 2020-21 Budget Act**

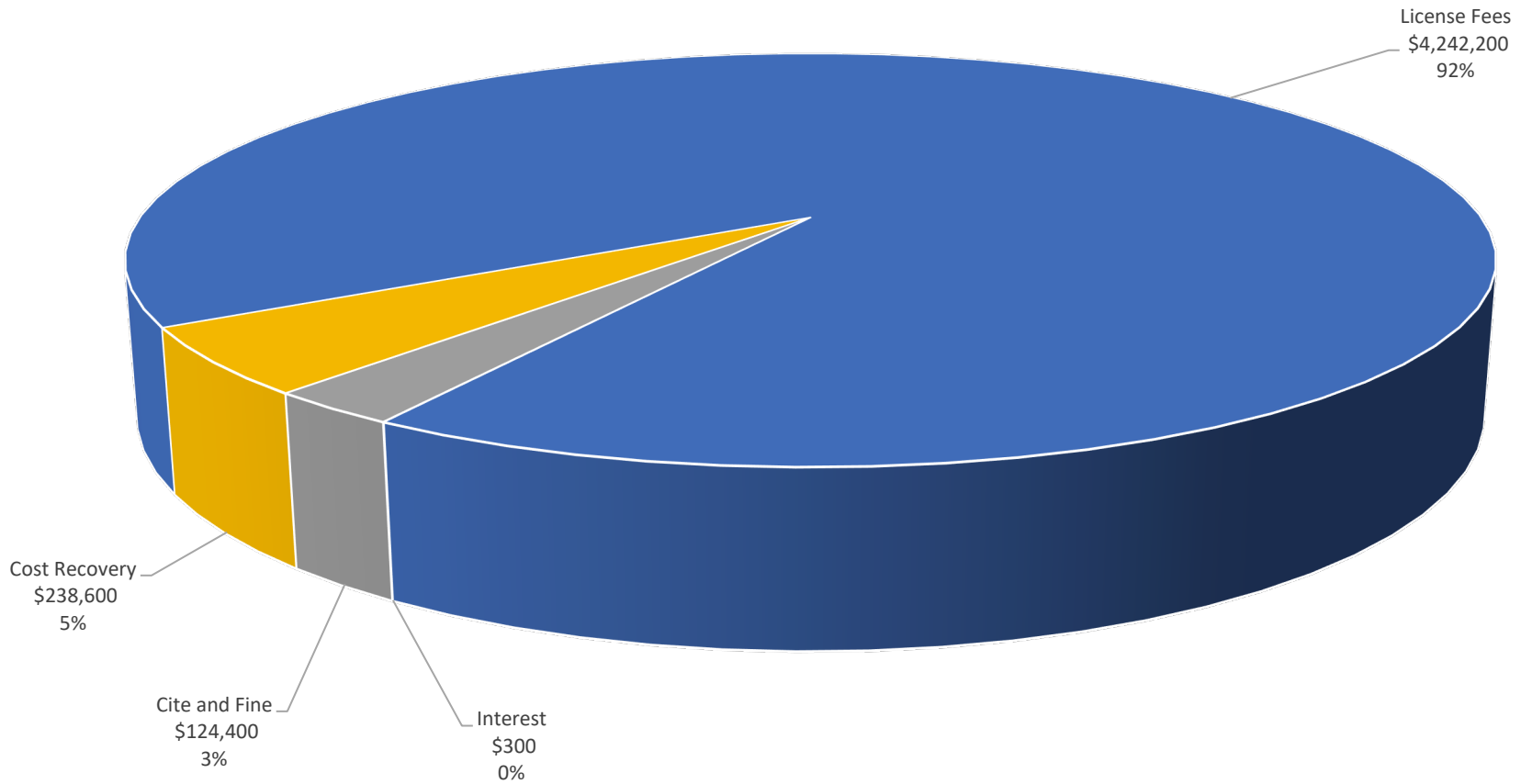
	PY 2019-20	CY 2020-21	BY 2021-22	BY +1 2022-23	BY +2 2023-24
BEGINNING BALANCE	\$10,598	\$8,889	\$7,774	\$8,942	\$9,231
Prior Year Adjustment	-\$1,053	\$0	\$0	\$0	\$0
Adjusted Beginning Balance	\$9,545	\$8,889	\$7,774	\$8,942	\$9,231
REVENUES, TRANSFERS AND OTHER ADJUSTMENTS					
Revenues					
4121200 - Delinquent fees	\$215	\$240	\$240	\$240	\$240
4127400 - Renewal fees	\$20,964	\$26,857	\$26,857	\$26,857	\$26,857
4129200 - Other regulatory fees	\$1,129	\$935	\$935	\$935	\$935
4129400 - Other regulatory licenses and permits	\$3,677	\$4,760	\$4,760	\$4,760	\$4,760
4135000 - Local Agencies - Miscellaneous Revenue	\$3	\$1	\$1	\$1	\$1
414000 - Document Sales	\$3	\$0	\$0	\$0	\$0
4163000 - Investment Income - Surplus Money Investments	\$220	\$144	\$132	\$136	\$127
4171400 - Escheat of unclaimed checks and warrants	\$42	\$0	\$0	\$0	\$0
4172500 - Miscellaneous revenues	\$5	\$0	\$0	\$0	\$0
Totals, Revenues	\$26,258	\$32,937	\$32,925	\$32,929	\$32,920
Transfers and Other Adjustments	\$0	-\$2,400	\$0	\$0	\$0
TOTALS, REVENUES, TRANSFERS AND OTHER ADJUSTMENTS	\$26,258	\$30,537	\$32,925	\$32,929	\$32,920
TOTAL RESOURCES	\$35,803	\$39,426	\$40,699	\$41,871	\$42,151

	PY	CY	BY	BY +1	BY +2
EXPENDITURES AND EXPENDITURE ADJUSTMENTS	2019-20	2020-21	2021-22	2022-23	2023-24
Expenditures:					
1111 Program Expenditures (State Operations)	\$ 24,730	\$ 29,314	\$ 29,419	\$ 30,302	\$ 31,211
8880 Financial Information System for California (State Operations)	\$ -2	\$ 0	\$ 0	\$ 0	\$ 0
9892 Supplemental Pension Payments (State Operations)	\$ 659	\$ 659	\$ 659	\$ 659	\$ 659
9900 Statewide Pro Rata	\$ 1,527	\$ 1,679	\$ 1,679	\$ 1,679	\$ 1,679
TOTALS, EXPENDITURES AND EXPENDITURE ADJUSTMENTS	\$26,914	\$31,652	\$31,757	\$32,640	\$33,549
FUND BALANCE					
Reserve for economic uncertainties	\$8,889	\$7,774	\$8,942	\$9,231	\$8,602
Months in Reserve	3.4	2.9	3.3	3.3	3.0

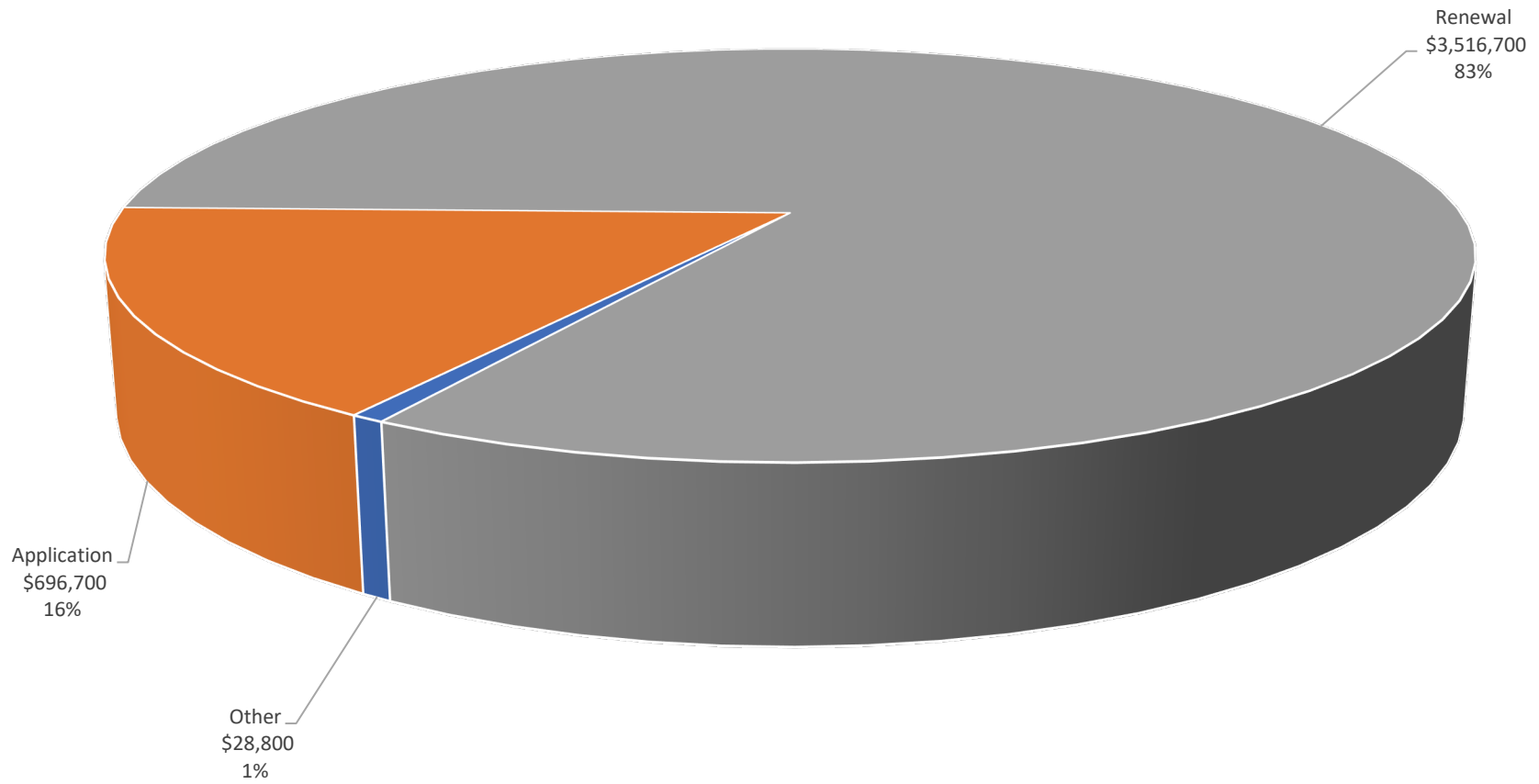
NOTES:

Assumes workload and revenue projections are realized in BY +1 and ongoing.
Expenditure growth projected at 3% beginning BY +1.
CY revenue and expenditures are projections.

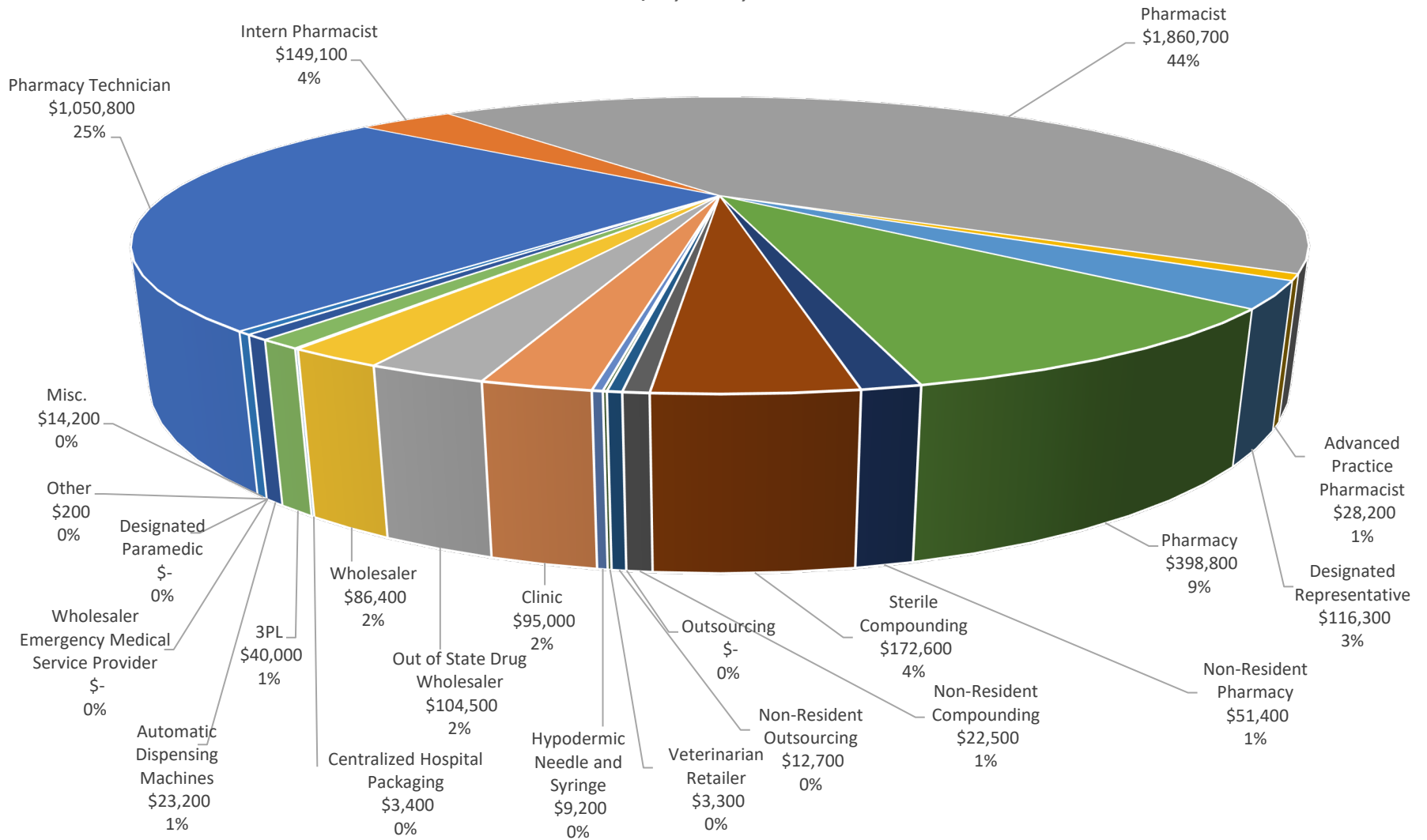
Origin of Revenue
FY 2020-2021
FM 02
\$4,605,500



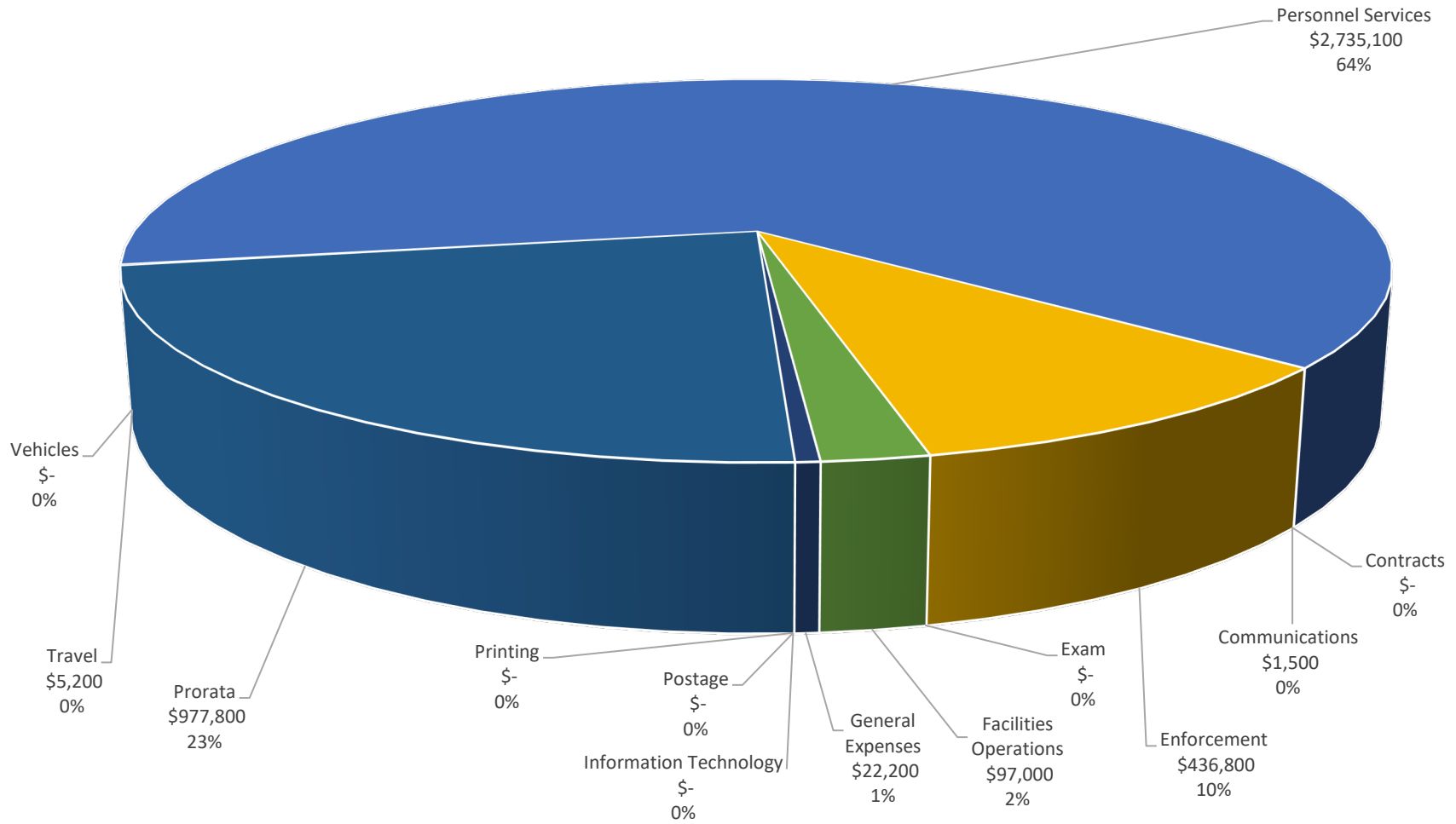
Applications vs. Renewal
FY 2020-2021
FM 02
\$4,242,200



Revenue by Program
 FY 2020-2021
 FM 02
 \$4,242,500



**Expenditures
FY 20-21
FM 02
\$4,275,600**



Attachment 2

Board Meetings – FY 2020/2021

Board Member	7/29/20	7/30/20	9/17/20
Brooks	X		X
Butler	X	X	X
Kim		X	
Lippe	X	X	X
Oh	X	X	X
Patel	X	X	X
Sanchez	X	X	X
Serpa	X	X	X
Veale	X	X	X
Weisz ¹	n/a	n/a	X
Wong	X	X	X

Committee Meetings – FY 2020/2021

Enforcement Committee Meetings – FY 2020/2021

Board Member	7/9/20
Lippe	X
Sanchez	X
Serpa	X
Veale	X
Wong	X

¹ Appointed 8/19/2020

Legislation and Regulation Committee Meetings – FY 2020/2021

Board Member	7/9/20
Brooks	X
Butler	X
Kim	X
Lippe	X
Oh	X
Serpa	X

Licensing Committee Meetings – FY 2020/2021

Board Member	7/8/20
Butler	X
Patel	
Veale	X
Wong	X

Communication and Public Education Committee Meetings – FY 2020/2021

Board Member	7/8/20
Brooks	X
Kim	X
Oh	X
Sanchez	X

Attachment 3

Committee and Board Meeting Calendar Year for Remainder of 2020

Date	Type of Meeting	Location
Oct. 20, 2020	Licensing Committee	<i>Teleconference</i>
Oct. 27, 2020	Enforcement Committee Legislation and Regulation Committee Board Meeting	<i>Teleconference</i>
Oct. 28, 2020	Board Meeting	<i>Teleconference</i>
Dec. 3, 2020	Petition Meeting	<i>TBD</i>

Attachment 4

Proposed Committee and Board Meeting Calendar Year 2021

Date	Type of Meeting	Location
Jan. 20, 2021	Enforcement and Compounding Committee	<i>TBD</i>
Jan. 27, 2021	Licensing Committee Communication and Public Education Committee Legislation and Regulation Committee	<i>TBD</i>
Jan. 28, 2021	Board Meeting	<i>TBD</i>
Mar. 18, 2021	Petitioner Meeting	<i>TBD</i>
April 21, 2021	Licensing Committee	<i>TBD</i>
April 29, 2021	Enforcement and Compounding Committee Communication and Public Education Committee Legislation and Regulation Committee	<i>TBD</i>
April 30, 2021	Board Meeting	<i>TBD</i>
June 17, 2021	Petitioner Meeting	<i>TBD</i>
Jul. 14, 2021	Licensing Committee Communication and Public Education Committee	<i>TBD</i>
Jul. 15, 2021	Enforcement and Compounding Committee Legislation and Regulation Committee Meeting	<i>TBD</i>
Jul. 28-29, 2021	Board Meeting	<i>TBD</i>
Sept. 23, 2021	Petitioner Meeting	<i>TBD</i>
Oct. 20, 2021	Enforcement and Compounding Committee	<i>TBD</i>
Oct. 27, 2021	Licensing Committee Communication and Public Education Committee Legislation and Regulation Committee	<i>TBD</i>
Oct. 28, 2021	Board Meeting	<i>TBD</i>
Dec. 2, 2021	Petition Meeting	<i>TBD</i>